



*Art &
Conservation*

**Stone and Sculpture
Conservation
Specialist**

Contact details:

Karolina Kubisz, BA

Conservation and Restoration of Fine Art and Architectural Detail

Tel.: 07527 815 870

info@kkartandconservation.com

www.kkartandconservation.com

61 Glenlossie Drive, Elgin, Morayshire, IV30 6YJ, Scotland



Art & Conservation

KK Art & Conservation is a small company passionate about the conservation of sculptures and monuments of Scotland. Preserving the past for the future KKAC offers a wide range of services. The company was established by Karolina Kubisz, qualified conservator with diverse experience in Scotland and abroad. During her career has been responsible for the conservation of sandstone architectural details of Craigievar Castle and undertaken a two week placement / training with Historic Scotland, amongst many other interesting projects.

Services:

- Sculpture and architectural detail conservation
- Reconstructions and mortar repairs
- Stone cleaning
- Reports and consultancy on stone conservation
- Various decorative techniques (sgraffito, stucco, pargetting, making casts and reliefs)
- Art work

Testimonial:

Karolina has a sensitive approach to both her conservation work and the needs of the client. Her approach of fully documenting the proposed work before she starts ensures understanding and she maintains good communication throughout the job. Karolina's skilled work on the stone conservation at Craigievar Castle means that I would be happy to recommend her.

Gavin McCall, McCall Surveying

More testimonials and client references available on request.

KAROLINA KUBISZ - WORK EXPERIENCE

<ul style="list-style-type: none"> • Dates • Name and address of employer • Occupation or position held • Main activities and responsibilities 	<p>07.01.2008- 12.2008 and 02.03.2009-07.04.2010</p> <p>Laing Traditional Masonry Ltd. The Stables, Castle Fraser Sauchen, Aberdeenshire Ab51 7LD, Scotland</p> <p>Building conservation trainee, then promoted to the company main conservator</p> <p>Form Pointing, mortar repairs and making / presenting show pieces for London and Aberdeen presentations to being responsible for conservation of Craigievar Castle architectural detail (45 sculptures) and site managing 3 month conservation project in Nairn</p>
<ul style="list-style-type: none"> • Dates • Name and address of employer • Occupation or position held • Main activities and responsibilities 	<p>01.05.2007- 29.06.2007 1.11. 2006- 16.12.2006</p> <p>Conservation and restoration of Fine Art, Piotr Wanat Ul. Zaolziańska 12/3, 53-334 Wrocław, Poland</p> <p>Conservator assistant</p> <p>Research work, object documentation and other reports, helping with the ongoing projects including: Recording and consolidation of high class baroque stucco and plaster decorations</p>
<ul style="list-style-type: none"> • Dates • Name and address of employer • Occupation or position held • Main activities and responsibilities 	<p>28.07.2006.- 30.08.2006</p> <p>RESTAURO ul. Łazienna 4 87-100 Toruń, Poland</p> <p>Conservator assistant</p> <p>Stone conservation, conservation of architectural detail including reconstructions, mortar repairs, pointing.</p>
<ul style="list-style-type: none"> • Dates • Name and address of employer • Occupation or position held • Main activities and responsibilities 	<p>26.06. 2006- 15.07.2006</p> <p>PWSZ w Nysie, ul Grodzka 19, 48-300 Nysa</p> <p>Conservator assistant</p> <p>Conservation, restoration and recording of the churches fresco and gilded wooden decorations (Lopatyn, Ukraine)</p>

<ul style="list-style-type: none"> • Dates • Name and address of employer • Occupation or position held • Main activities and responsibilities 	<p>14- 17.12. 2005, 12.06.2004 21-25.06.2004, 23- 27.06.2003</p> <p>Slot Art Festival www.slot.org.pl ul. Kačka 12/1, 54-004 Wrocław, Poland</p> <p>Organiser of the Workshops: “sculpture in clay”- 5days, “wicker baskets”- 1day, stage designer, other</p> <p>Organizing and running the workshops, sometimes in international groups. Organizing and constructing a stage design for a charity rock concert.</p>
<ul style="list-style-type: none"> • Dates • Name and address of employer • Occupation or position held • Main activities and responsibilities 	<p>17th May 2005 - 24 July 2005</p> <p>der Stadt Ingelheim am Rhein Neuer Markt 1 55218 Ingelheim am Rhein, Germany</p> <p>Archaeologist’s assistant</p> <p>Working on the excavation, cleaning and recording the findings, assisting in documentation. (Excavations on the outskirts of the ruins of Imperial Palace of Charlemagne)</p>
<p>EDUCATION AND TRAINING</p> <ul style="list-style-type: none"> • Dates • Name and type of organization providing education or training • Principal subjects/occupational 	<p>09.03.2009-20.03.2009</p> <p>Historic Scotland Conservation Centre</p> <p>Two week placement with Historic Scotland Stone conservation group</p>
<ul style="list-style-type: none"> • Dates • Name and type of organization providing education or training • Title of qualification awarded • Principal subjects/occupational 	<p>2003 – 2007</p> <p>The State Higher Vocational School in Nysa , Poland</p> <p>Bachelor's degree BA in Conservation and restoration of Architectural Detail and Fine Art, Speciality: Stone conservation</p> <p>Conservation Practice, Historical Techniques and Technology, Drawing, Stone carving, Historical Studies, Traditional Buildings Materials and Materials for Conservation, Documentation for conservation etc...</p>

PORTFOLIO

CONSTABULARY GARDENS, NAIRN

Conservation and restoration of 18th century architectural detail of the B listed building. Works included project managing the site and undertake complex restoration and conservation of pediments, stone plaques, gargoyles, finials, capitals and wall memorial. Works included: mortar repairs and reconstructions (lithomix, acrylic mortar based on Paraloid B72), Consolidation with silanes and solutions of Paraloid B72, re-pointing and re-building, removal of ferrous dowels, stone replacement, stone cleaning.



Fig. 1-2.: One of the pediments: pediment with shield and stags head. Before and after conservation. (Stones cut by the stone mason)



Fig. 3-4.: Wall memorial before and after conservation



Fig. 5-7.: One of the finials. Because the stone was in such a bad condition it was decided to replace it. However the old stone was conserved and kept as a garden feature. New stone was carved by Karolina Kubisz.

CONSTABULARY GARDENS, NAIRN



Fig. 8-9.: Capital before and after cleaning and conservation.



Fig.: 10-11.: Gargoyle before and after cleaning and conservation.



Fig.: 12-13.: Tympanum before and after cleaning, conservation and reconstruction.

CRAIGIEVAR CASTLE, ABERDEENSHIRE

Conservation of architectural detail consisting 45 sculptures including gargoyles, false waterspouts, finials, reliefs and others. Works included supervising work of two other conservators, complex stone conservation, documentation of conservation.



Fig.: 14-15.: Gargoyle before and after cleaning and conservation. Chin of the gargoyle was re-attached.



Fig.: 16-17.: Gargoyle before and after cleaning and conservation. Phosphor bronze armatures were applied to support the fragile stone.



Fig.: 18-20.: Relief carving before and after cleaning and conservation.

MEMORIAL OF BARTHOLOMAUS MANDEL

Works including chemical and steam cleaning, removal of oil paint, consolidation of original and historical polychromy, mortar repairs, consolidation of inscription fill, full documentation.




Fig.: 21-25.: Memorial before and after cleaning and conservation.

RECONSTRUCTIONS: CRACOW CITY CENTRE, POLAND AND CONSTABULARY GARDENS, NAIRN



Fig.: 26, 27.: Cracow; Reconstructions made using stainless steel armatures and two ready made mixes by Baunit and Remmers, upper part mixed with Remmers Haftfest for better adhesion.



Fig.: 28, 29.: Nairn; Reconstruction based on Lithomix. Repair was matched to the new stones replacing the transoms and mullions.

PAINTED CERAMIC ANGEL, TRZEBNICE, POLAND
CERAMIC FIREPLACE TILE FROM RYSIOWICE CASTLE, POLAND



Fig.: 30-31.: Conservation and restoration of ceramic sculpture of an angel. Works included removal of more than 10 layers of oil based paint, reconstruction of fingers, painting the figure with weather resistant water based paint.



Fig.: 32-33.: Rysiowice Castle. Gilded ceramic tile from fireplace. Works included removal of many layers of paint and cement from the back, gluing the pieces together, reconstructions, gilding.

MARBLE GARDEN VASE,
BALUSTRADE REPAIR, CRAIGIEVAR CASTLE,
RESIN CAST OF PLASTER DECORATION, CRAIGIEVAR CASTLE



Fig. 34-35.: Conservation of decorative piece of marble.



Fig. 36-37.: Example of granite repair.



Fig. 38-39.: Making the mould and casting the copy of one of the plaster decorations.

ARDVERIKIE LODGE - GRANITE REPAIRS



Fig. 40.: Ardverikie lodge.

Fig. 41-43. Granite repairs. Works including inserting stainless steel armatures. Resin and lime grout injections. Acrylic and polyester based mortar repairs.



LOPATYN PARISH CHURCH, UKRAINE
FRESCO AND WOOD CARVING CONSERVATION



Fig.44-49.: Works included taking part in wood consolidation, wood reconstruction using epoxy base putty, dry cleaning of wooden sculptures, preparation for gilding including removal of old desintegrated gilding and applying many layers of a new base for gilding.



LOPATYN PARISH CHURCH, UKRAINE

FRESCO AND WOOD CARVING CONSERVATION



Fig. 50-51.: Taking part in first stage of fresco conservation- cleaning. On the later stage other team of conservators was consolidating and restoring the frescos according to the highest standards.

Fig. 52-54.: Frescos in the church.

BAROQUE CHAPLE, WROCLAW, POLAND
STUCCO CONSOLIDATION



Fig. 55- 59.: The chapel was seriously damaged during second World War and also because of the fire in XIX century. Most of the stuccos appeared to be hollow and de-attached from the disintegrated plaster and brick wall. Stucco preservation including injections of silanes and grouting. Photographic documentation of the entire chapel form the inside.



XIV CENTURY TOMBGRAVE FROM CROMARTY EAST CHURCH



Fig. 60-63.: Conservation of XIV century Tombgrave including: steam cleaning, desalination, consolidation of delaminations using solutions of Paraloid B72 mixed with acetone and IMS (methanol), acrylic mortar repairs, Base making to provide firm and even support for the stone.

CROMARTY EAST CHURCH - MORTAR REPAIRS




Fig. 64-67.: Lime mortar repairs on window and door surrounds.

CROWN TOWER, KING'S COLLEGE, ABERDEEN



Fig. 68-72.: Responsible for lime mortar repairs on the Crown Tower of King's College . Leading a small group of conservators.



FETTERCAIRN ARCH, ABERDEENSHIRE
DINGWALL TOWN HALL BALCONY, HIGHLANDS

Fig. 73-75.: Fettercairn Arch:
Responsible for the lime mortar repairs
and stone consolidation.



Fig. 76-77.: Dingwall Town Hall Balcony. Conservation of the main part. Report with recommendations how to proceed with each stone, Steam cleaning, removal of old resin repairs, consolidation of delaminations, acrylic mortar and lithomix repairs, inserting stainless steel armatures into delaminating stones.



ROSETTA, CROY, INVERNESS SHIRE
DECORATIVE PLASTER ON THE NEW BUILD, POLAND



Fig.: 78,79.: Crack consolidation and re-painting of the damaged ceiling rosetta.



Fig. 80-82.: Lime and white Portland cement pigmented render imitating sandstone of warm colour.

AULA OF CAROLINUM, NYSA, POLAND



Fig. 83-85.: Taking part in the student research work. Analysing original and historical colour scheme of Aula in Carolinum, Nysa, Poland.



ARTWORK MADE BY KAROLINA KUBISZ



Fig. 86.: Example of pargeting. Made using lime mortar and then limewashed.



Fig. 87.: Sgraffito. Eco friendly decoration, made on strawbale.



Fig. 88.: Example of portrait drawing. Pencil and ink on paper, size-A3 .



Fig. 89.: Sgraffito, Medical University, Poland. Size approx 100cm x 200cm.



Fig. 90-91.: Clay model of a new working gargoylle for Craigievar Castle.



Fig. 92.: Drawing. Pencil on paper. Size-A4.

ARTWORK MADE BY KAROLINA KUBISZ



Fig. 93-95.: Painting on glass.



Fig. 96-97.: Two of the series of hand casts, brass imitation.



Fig. 98-99.: Medallion with a horse, brass imitation.




Fig. 100-101.: Sandstone carving.



*Art &
Conservation*

Karolina Kubisz, BA

Conservation and Restoration of Fine Art and Architectural Detail

Tel.: 07527 815 870

e-mail: kkartandconservation@hotmail.co.uk

www.kkartandconservation.com

61 Glenlossie Drive, Elgin, Morayshire, IV30 6YJ, Scotland